

TWILIGHT
SCONCE

8½" W
16½" H

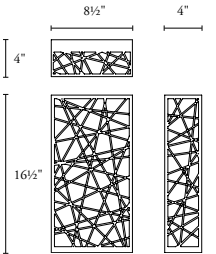

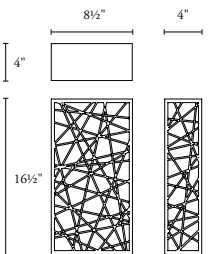



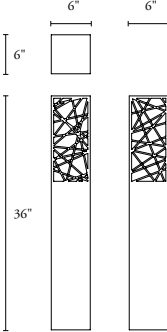
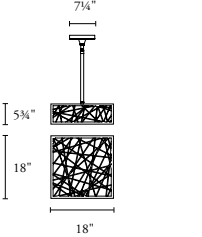
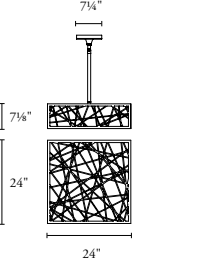
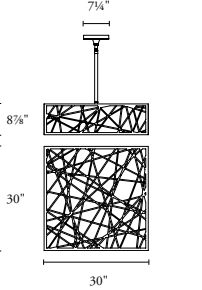
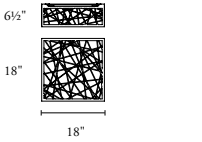
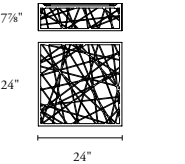
THE LINES AND ANGLES OF THE TWILIGHT EVOKE AN ELECTRIC SENSE OF TIMELESSNESS AND INTENTION.
A WHITE ACRYLIC DIFFUSER EVENLY DISTRIBUTES LIGHT. THE TOP IS PARTIALLY OPEN, CONTINUING
THE DESIGN PATTERN AND GENTLY THROWING LIGHT ONTO THE WALL ABOVE. SHOWN IN SATIN BRASS.

BOYD

10249

Required information for all fixture orders

Product Number / Name	Product Information				1 Lamping, Lamp Type	2 Other Requirements	3 Finish
<p>IO249 Twilight Sconce</p> 	<p><u>Height</u> 16 1/2" 419 mm</p>	<p><u>Width</u> 8 1/2" 216 mm</p>	<p><u>Projection</u> 4" 102 mm</p>	<p><u>Net Wt.</u> 12 lbs 5.4 kg</p>	<ul style="list-style-type: none"> Incandescent Candelabra base Three, B-10, 60w max each Fluorescent <ul style="list-style-type: none"> Non-Dimming Two, CFS16W/GR10q-4 Dimming Two, CFTR18W/GX24Q-2 <p>Upcharges will apply for fluorescent dimming. Please contact your local Boyd rep with the specification of the dimming control system being used.</p>	<p>FLO Voltage:</p> <ul style="list-style-type: none"> 120 277 	<ul style="list-style-type: none"> Antiqued Boyd Brass (AB/B) Blackened Brass (BK/BS) Satin Brass (S/B) Satin Nickel (S/N) 
<p>EIO248 Twilight Sconce</p> 	<p><u>Height</u> 16 1/2" 419 mm</p>	<p><u>Width</u> 8 1/2" 216 mm</p>	<p><u>Projection</u> 4" 102 mm</p>	<p><u>Net Wt.</u> 12 lbs 5.4 kg</p>	<ul style="list-style-type: none"> Fluorescent <ul style="list-style-type: none"> Non-Dimming Two, CFS16W/GR10q-4 (Outdoor rated at -17°C) Dimming Two, CFTR18W/GX24Q-2 (Outdoor rated at -12°C) <p>Upcharges will apply for fluorescent dimming. Please contact your local Boyd rep with the specification of the dimming control system being used.</p>	<p>FLO Voltage:</p> <ul style="list-style-type: none"> 120 277 	<ul style="list-style-type: none"> Antiqued Boyd Brass (AB/B) Blackened Brass (BK/BS) Satin Brass (S/B) Satin Nickel (S/N) 

<p>EIO242 Twilight Bollard</p> 	<p>IO250 Twilight Pendant (18")</p> 	<p>IO251 Twilight Pendant (24")</p> 	<p>IO252 Twilight Pendant (30")</p> 	<p>IO256 Twilight Ceiling (18")</p> 	<p>IO257 Twilight Ceiling (24")</p> 
---	--	--	---	--	--